



Aptis General

B1 Scope and Sequence

Version: 2021-08-03

Vocabulary and Grammar

Unit	Aims	Vocabulary	Grammar
1. Containers in Our Life	<ol style="list-style-type: none">1. Learn words for different containers2. Learn how passives are used	box, packet, can, carton, bowl, jug, jar, tube, tub, bottle, tin	learn how passives are used.
2. Good Tools Make Good Jobs	<ol style="list-style-type: none">1. Learn the names of some common tools2. Learn how present perfect simple and present perfect continuous are used	rake, spade, nail, ruler, hammer, utility knife, drill, saw, spanner, screw, pliers, screwdriver	learn how present perfect simple and present perfect continuous are used.
3. Travelling by Air	<ol style="list-style-type: none">1. Learn words related to air travel2. Learn to correctly use the present perfect tense	airport, baggage, boarding card, check-in desk, departures board, gate, meal, overhead locker,	learn how to talk about future plans.
4. Streets And Roads	<ol style="list-style-type: none">1. Learn words related to streets and roads2. Learn how future tense is used	ambulance, crossing, junction, kerb, pavement, police officer, motorway, roundabout, signpost, traffic light	learn how to talk about future plans.

Vocabulary and Grammar

Unit	Aims	Vocabulary	Grammar
5. Work health	<ol style="list-style-type: none">1. Learn words related to health.2. Learn how conditionals are used.	plaster, ambulance, chemist, bandage, injection, dentist, tablets, X-ray, doctor, hospital, nurse, medicine	Conditionals (Zero, First, Second, Third conditional)
6. Drive to work	<ol style="list-style-type: none">1. Learn words related to cars.2. Learn how stative verbs are used.	number plate ,boot, bonnet, headlights, warning triangle, wheel, mirror, turn signal , wiper, steering wheel , windscreen, bumper	Stative verbs
7. When I arrived, my friends had left.	<ol style="list-style-type: none">1. To learn vocabulary related to bicycles such as handlebars2. To learn the differences between past perfect tense	tire, pedal, handlebar, brake, saddle, helmet, pump, chain, spoke	Past perfect tense
8. I will be cooking dinner at 6 pm tomorrow.	<ol style="list-style-type: none">1. To learn vocabulary related to food like meat and seafood2. To learn the differences between future continuous	duck, crab, ham, prawn, lamb, bacon, sausage, burger, steak	Future continuous

Vocabulary and Grammar

Unit	Aims	Vocabulary	Grammar
9. Having his work done, Mark left the office.	1. To learn vocabulary related to workplace 2. To learn how participle clauses are used	enterprise, corporation, task, industry, employment, occupation, labor, workforce, wage slave	Participle Clauses
10. The book that I bought yesterday is interesting.	1. To learn vocabulary related to publications 2. To learn how relative clauses are used	broadcast, publicity, advertisement, booklet, journalist, tabloid, newsletter, journal, document	Relative clauses
11. Were it not for your help, I wouldn't pass the test.	1. To learn vocabulary related to campus 2. To learn how inversions in conditional sentences without if are used	diploma, vocational, bachelor, syllabus, compulsory, dean, faculty, auditorium, roll call	Inversions in Conditional Sentences without if
12. Although it is on weekdays, the beach is still crowded.	1. To learn vocabulary related to beach 2. To learn how 'in spite of', 'despite', 'although', etc., are used	shore, resort, sandbar, coastline, gravel, isle, palm tree, cottage, sunbathe	'in spite of', 'despite', 'although', 'even though' and 'though'

Listening

Unit	Aims	Vocabulary	Skill Focus
1. A Weather Forecast	<ol style="list-style-type: none">1. To learn to understand a weather forecast2. To learn vocabulary related to weather	weather forecast, drizzle, thunderstorm, foggy, patch, visibility	To listen to the audio and choose the best answer according to each question
2. A Phone Call from a Customer	<ol style="list-style-type: none">1. To learn to understand a dialogue between two people2. To learn vocabulary related to business order	executive, confirmation, payment, appreciate, extend, authority	To learn to identify whether the statement is true or false
3. An Introduction to a Lecture	<ol style="list-style-type: none">1. To learn to understand an introduction to a lecture2. To learn to understand vocabulary related to academic fields	theory, comprehension, concept, scaffolding, involvement, process	To learn to put the topics in the order they are mentioned
4. Chatting About a Series	<ol style="list-style-type: none">1. To learn to understand a dialogue between two people2. To learn vocabulary related to TV series	episode, throne, defeat, battle, predictable, villain	To learn to match the characters with what the speakers say about them

Listening

Unit	Aims	Vocabulary	Skill Focus
5. Conversation Among Departments	<ol style="list-style-type: none">1. To learn to understand a discussion among people2. To learn vocabulary useful in discussion	emergency, assign, assist, interrupt, estimate, sufficient	To listen to the audio and choose the best answer according to each question
6. At the Chemist	<ol style="list-style-type: none">1. To learn to understand a dialogue between two people2. To learn vocabulary related to the medicine	syndrome, spray, pill, antibiotic, side effect, insomnia	To listen to a dialogue and answer the questions that follow.
7. Knowing Other Cultures	<ol style="list-style-type: none">1. To learn to understand a discussion among a group of people2. To learn some knowledge related to cultures	vegetarian, necessary, permit, taboo, filthy, creed	To learn to identify whether the statement is true or false
8. New Year' s Resolutions	<ol style="list-style-type: none">1. To learn to understand a short New Year's resolutions2. To learn adverbs of frequency	resolution, savings, realistic, fit, fitness, addict	To listen to the audio and fill in the correct adverb of frequency in the blank

Listening

Unit	Aims	Vocabulary	Skill Focus
9. An Interview About Listening Skills	<ol style="list-style-type: none">1. To learn to understand a radio interview2. To learn vocabulary related to language learning	dedicate, broadcaster, immigrate, overcome, elaborate, benefit	To learn to identify whether the statement is true or false
10. A Talk About Your Dreams	<ol style="list-style-type: none">1. To learn to understand a monologue2. To learn some listening skills	motivate, reward, achieve, situation, effective, encourage	To listen to the audio and choose the best answer according to each question
11. A Student Discussion	<ol style="list-style-type: none">1. To learn to understand a dialogue between two people2. To learn to understand vocabulary related to academic fields	metabolism, reproduction, recall, virus, odd, exist	To answer the given questions
12. Listening to a Podcast	<ol style="list-style-type: none">1. To learn to understand a podcast2. To learn vocabulary related to detox	organic, detox, toxin, balanced, portion, episode	To learn to put the parts in the order they are mentioned

Reading

Unit	Aims	Vocabulary	Skill Focus
1. How to Spot Fake news	1. To learn to spot fake news 2. To learn approaches that help identify fake news	viral, reality, source, airbrushed, technique, intend	To choose the best heading for each short paragraph
2. Planning an Event	1. To learn to understand an online event discussion 2. To learn vocabulary related to planning an event	seminar, audiovisual, equipment, catering, announcement, emcee	To match the tasks to the person that will do them
3. Robot Teachers	1. To learn to understand an article about robot teachers 2. To learn to read a scientific article	production line, underestimate, diagnose, signal, adapt, advocate	To match each passage with its main idea
4. Frankenstein: A Book Review	1. To learn to understand a book review 2. To learn to infer the missing part from the context	intelligent, terrifying, be excelled in, flee, exhaust, reluctantly	To learn to insert a sentence that best fits the context into the blank

Reading

Unit	Aims	Vocabulary	Skill Focus
5. Innovation in Business	<ol style="list-style-type: none">1. To learn to understand a business article2. To learn vocabulary related to business	innovative, feedback, succeed, competitor, adapt, product	To choose the best heading for each short paragraph
6. A Flyer for a Gym	<ol style="list-style-type: none">1. To learn to understand a gym flyer2. To learn vocabulary related to exercise	crush, enrollment, access, aerobics, equipment, assessment	To choose the best answer according to each question
7. Encyclopedia Entry	<ol style="list-style-type: none">1. To learn to understand an encyclopedia entry2. To learn vocabulary related to a historic landmark	origin, describe, impose, remains, tax, riot	To learn to identify whether the statement is true or false
8. A Travel Guide	<ol style="list-style-type: none">1. To learn to read a travel guide2. To learn vocabulary related to travel	temple, religious, revealing, palace, bargain, shopaholic	To match the landmarks and places with their description

Reading

Unit	Aims	Vocabulary	Skill Focus
9. A Conference Program	<ol style="list-style-type: none">1. To learn to read a conference program2. To learn vocabulary related to business	feedback, creativity, explore, morale, perspective, crisis	To learn to choose the best answer according to each question
10. Digital Habits Across Generations	<ol style="list-style-type: none">1. To learn to understand an article about digital habits across generations2. To learn vocabulary related to social media	social media, account, adolescent, post, clip, contact	To learn to identify whether the statement is true or false
11. An Email from Your Course Assistant	<ol style="list-style-type: none">1. To learn to understand an email from your course assistant2. To learn to choose the correct description for the statement	reminder, literature, assistant, submit, scope, complementary	To learn to choose the best answer according to each question
12. Social Media Influencers	<ol style="list-style-type: none">1. To learn to understand an article about social media influencers2. To learn vocabulary related to social media	content, population, deem, enthusiastic, absorbing, publicize	To choose the best heading for each short paragraph

Writing

Unit	Aims	Vocabulary	Skill Focus
1. Describing Charts	<ol style="list-style-type: none">1. To learn to describe charts and write an article about it2. To learn expression about describing charts	chart, illustrate, decrease, take over, leadership, account for	To learn to interpret a chart
2. An Email to Invite Someone to a Job Interview	<ol style="list-style-type: none">1. To learn the format of a job interview invitation email2. To learn vocabulary related to job interviews	application, interview, inconvenient, HR, IT, resume	To learn to write an email to invite someone to a job interview
3. A Class Forum	<ol style="list-style-type: none">1. To learn to write a short passage in a forum2. To learn tips related to leaving comments	tradition, hometown, float, parade, direction, carnival	To learn to leave a comment in a class forum
4. A Restaurant Review	<ol style="list-style-type: none">1. To learn to express your opinions about restaurants on the Internet2. To learn tips for writing a restaurant review	authentic, relish, impressed, queue, spice, disappoint	To learn to write a restaurant review

Writing

Unit	Aims	Vocabulary	Skill Focus
5. A Thank-you Message	<ol style="list-style-type: none">1. To learn to express your gratitude through an email2. To learn expressions of thanks	timely, assistance, tackle, attend, expertise, collaborate	To learn to write a thank-you email to your colleague
6. An Email Giving Holiday Advice	<ol style="list-style-type: none">1. To learn to give holiday advice through email2. To learn expressions of giving advice	festival, advice, cuisine, competition, fierce, recommend	To learn to write an email that gives holiday advice to your friends
7. A Report on a Student Meeting	<ol style="list-style-type: none">1. To learn to write down a possible solution to a problem2. To learn to put the words in the correct order	humid, ventilation, access, security, priority, circulation	To learn to fill in the blanks with the given words
8. An Email to Complain the Restaurant	<ol style="list-style-type: none">1. To learn the format of a complaint letter2. To learn expressions common in a complaint letter	anniversary, reputation, wharf, outstanding, politely, reservation	To learn to write a complaint letter

Writing

Unit	Aims	Vocabulary	Skill Focus
9. An Email Request for Help	<ol style="list-style-type: none">1. To learn to request help through an email2. To learn expressions of asking for help	detail, advertisement, launch, uncertain, promotion, bustle	To learn to write an email request for help
10. Describing a Bar Chart	<ol style="list-style-type: none">1. To learn to describe a bar chart2. To learn to write an article that describes a bar chart	revenue, entertainment, subscription, physical, consumer, specific	To learn to write an article that describes the given bar chart
11. An Email to Your Professor	<ol style="list-style-type: none">1. To request permission from your professor through an email2. To learn the format of emails that request permission	consider, spam, grateful, temporarily, inbox, reply	To learn to write an email that requests permission
12. Chatting with Friends Through Social Media	<ol style="list-style-type: none">1. To learn to express your opinions on social media2. To learn expressions useful on social media	hang out, available, appreciate, checkup, rush, decent	To learn to insert the correct response to the blank

Speaking

Unit	Aims	Vocabulary	Skill Focus
1. Responding to News	<ol style="list-style-type: none">1. To learn to express your opinions toward the news you heard2. To learn expressions related to emotions	partake, encouragement, photography, genius, pleasure, ridiculous	To learn to listen to the instruction and make a response to the question
2. Agreeing and Disagreeing	<ol style="list-style-type: none">1. To learn to express your agreement or disagreement on something2. To learn expressions of agreement and disagreement	convinced, client, agree, disagree, confirm, judgmental	To learn to compare the given pictures and answer the questions
3. Asking a Favor	<ol style="list-style-type: none">1. To learn to ask for a favor from others2. To learn expressions useful in asking for help	opinion, comprehensive, redundant, distracting, unnecessary, citation	To learn to answer the given questions
4. Keeping a Conversation Going	<ol style="list-style-type: none">1. To learn to have a nice chat with other people.2. To learn useful expressions for keeping a conversation going	elevator, adopt, courage, timid, annoying, relief	To learn to answer the given questions

Speaking

Unit	Aims	Vocabulary	Skill Focus
5. Meeting Face-to-face	<ol style="list-style-type: none">1. To learn to have a chat with people meeting for the first time2. To learn useful expressions of greeting others	representative, procurement, complicated, negotiate, purchase, quarter	To learn to answer the given questions
6. Meeting an Old Friend	<ol style="list-style-type: none">1. To learn to have a chat with one of your old friends2. To learn expressions related to small talks	recognize, gorgeous, deny, editor, fortunate, swap	To learn to answer the given topic and questions
7. Arriving Late to Class	<ol style="list-style-type: none">1. To learn to understand a dialogue between two people2. To learn to ask for further information	occupied, mention, poem, recipient, clarify, relationship	To learn to describe the picture and answer the given questions
8. Work-life Balance	<ol style="list-style-type: none">1. To learn to express your opinions toward the topic2. To learn to elaborate your ideas	suddenly, chaotic, balance, proper, irresponsible, informative	To learn to answer the given topic and questions

Speaking

Unit	Aims	Vocabulary	Skill Focus
9. Exchanging Ideas	<ol style="list-style-type: none">1. To learn to exchange ideas with your colleagues2. To learn to express agreement or disagreement on others' ideas	proposal, submit, estimate, budget, adolescent, approach	To learn to answer the given questions
10. Movie Reflection	<ol style="list-style-type: none">1. To learn to have a discussion with your friends on a movie2. To learn to express opinions	volunteer, documentary, profound, impress, deprive, struggle	To learn to answer the given topic and questions
11. Advice from Your Professor	<ol style="list-style-type: none">1. To learn to understand advice from your professor2. To learn expressions of giving advice	mention, nevertheless, attach, evidence, blame, technical	To learn to answer the given questions
12. Persuading Someone to Do Something	<ol style="list-style-type: none">1. To learn everyday expressions like asking for a favor2. To learn vocabulary related to house chores	chores, successive, utterly, exhausted, suspicious, frown	To learn to answer the given topic and questions

Aptis General

B1 Vocabulary and Grammar

1

Containers in Our Life



Introduction

In this lesson, you will learn vocabulary about containers, and learn how passives are used.

Unit Aims

1. Learn words for different containers.
2. Learn how passives are used.



1 Vocabulary

A. Read aloud the vocabulary and example sentences below.



box (n.)

Boxes come in different sizes. We need many of them when we move to a new house.



packet (n.)

In restaurants, sugar and other sweeteners often come in a small **packet**.



can (n.)

Cold drinks often come in a **can**, which is made of metal.

B. Multiple choice: Choose the correct option.

1. Liquids such as water and wine often come in a (bottle / can / packet).
2. Jam usually comes in a (box / carton / jar).
3. Foods like beans and tuna often come in a (carton / tin / tube), which is made of metal.
4. In restaurants, sugar and other sweeteners often come in a small (bottle / carton / packet).
5. We can use a (box / can / jug) to pour drinks for other people.
6. Milk and juice sometimes come in a (carton / packet / tin), which is made of a specific kind of cardboard.
7. (Boxes / Cans / Tins) come in different sizes. We need many of them when we move to a new house.
8. Cold drinks often come in a (bowl / can / packet), which is made of metal.
9. Toothpaste usually comes in a (can / jug / tube).
10. Butter and ice cream often come in a (tin / tub / tube).

2 Focus on Grammar

A. Passives

We use the passive voice to change the focus of the sentence.

My bike was stolen. (passive – focus on *my bike*)

Someone stole my bike. (active – focus on *someone*)



B. Multiple choice: Choose the correct options to complete the sentences.

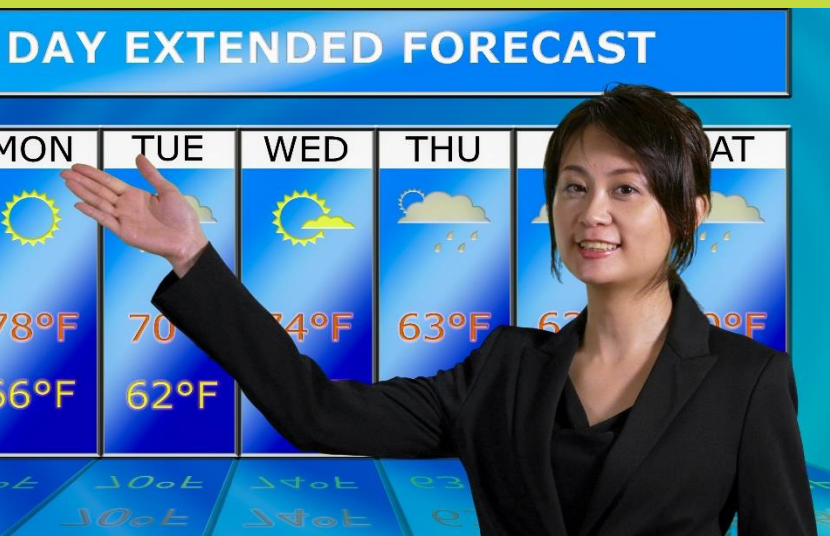
1. All our lamps (produce / is produced / are produced) from original 1950s designs.
2. Mistakes (have been make / are been made / have been made), but we're working on a solution now.
3. Someone (had found / had been found / was found) my wallet and left it at the reception.
4. My phone (was being fixed / was been fix / was fixing) last week, so I didn't get your message until today.
5. A lot of time (wastes / is wasted / is waste) on pointless meetings in this company.
6. Your application (will be review / will be reviewed / will review) by the end of the month.
7. Someone (saw / was seen / had been seen) my talk at the conference and recommended me as a speaker.
8. The suspect (was caught / were caught / caught) near the French border.

Aptis General

B1 Listening

1

A Weather Forecast



Introduction

Before going out, you might want to know what the weather will be like on your way to the destination.

Therefore, it is of great importance to understand a TV or a radio weather forecast.

Unit Aims

- To learn and understand a weather forecast
- To learn vocabulary related to weather

Skill Focus

- To listen to an audio and choose the best answer according to each question

2

Activities

A. Put the words in the correct group.

a. drizzle	b. bright	c. thunderstorms
d. showers	e. a heat wave	f. dry
g. humid	h. lightning	i. scorching


Rainy Weather	Sunny Weather

B. Listen to the teacher and write down the missing words.

1. We're off to a good start in the north this week, since most of the _____ brought by Typhoon Nakri has already disappeared.
2. There will be a lot of _____ throughout this week.
3. There are afternoon _____ from Monday through Thursday.
4. But this week from Tuesday to Saturday, with some _____ patches towards Livingston, visibility there may not be so good.



 C. Listen to the weather forecast and select the best answers.



1. () According to the weather forecast, what is the weather in the north?
- (A) It will be stormy and gusty.
 - (B) The weather will be good as most of the rain have already disappeared.
 - (C) There will be afternoon thundershowers.

Aptis General

B1 Reading

1

How to Spot Fake News



Introduction

People nowadays are exposed to a great number of news stories every day. However, not all of it is true. Thus, as a smart media user, one must be able to identify whether the news is true or not.

Unit Aims

- To learn to spot fake news
- To learn approaches that help identify fake news

Skill Focus

- To choose the best heading for each short paragraph

2 Activities

A. Match the words that often go together.

a. source

b. viral

c. technique

d. airbrushed

1. go _____
2. _____ photos
3. traditional _____
4. reliable _____



B. Put the words in their correct order to make sentences.

1. is caught by and pictures Your attention those viral videos

_____ .

2. you may notice pay attention to them, the differences If you

_____ .

3. when you Fake news stories use lots of pop-ups click the link

_____ .

- C. Read the paragraphs and choose the best heading for them.

The moment you are online, numerous articles, pictures or videos greet your eyes. Your attention is caught by those viral videos and pictures and you can't get enough of them. Although they seem real, have you ever thought that they might be far from reality?

There is a wide range of fake news: from ridiculous stories that people easily recognize, to more subtle kinds of misinformation that people firmly believe. Because of this, experts in media studies and online psychology indicate that it is necessary for the public to raise their awareness of the fake news. Read the following tips, and don't get fooled.



A. Check the source**B. Watch out for fake photos****C. Check other places for the story****D. Look for other signs**

1. _____

Have a look at the source of the story. Does it come from a reliable source? Are there other types of stories or is it just one story? If you are not sure, you may check out more information about the organization by clicking the “About” page of it.

2. _____

Numerous images on fake news stories are airbrushed, photoshopped or even taken from unrelated pages. Sometimes, if you pay close attention to these images, you can notice that they have been changed. If you still cannot tell, simply use Google Reverse Image search to check whether the image has been used in other news stories.

Aptis General

B1 Writing

1

Describing Charts



Introduction

When we are studying at college or working in a company, we have to deal with charts and write an article about them. Thus, knowing how to describe charts plays an important role in our lives.

Unit Aims

- To learn to describe charts and write an article about them
- To learn expression about describing charts

Skill Focus

- To learn to interpret a chart

2

Activities

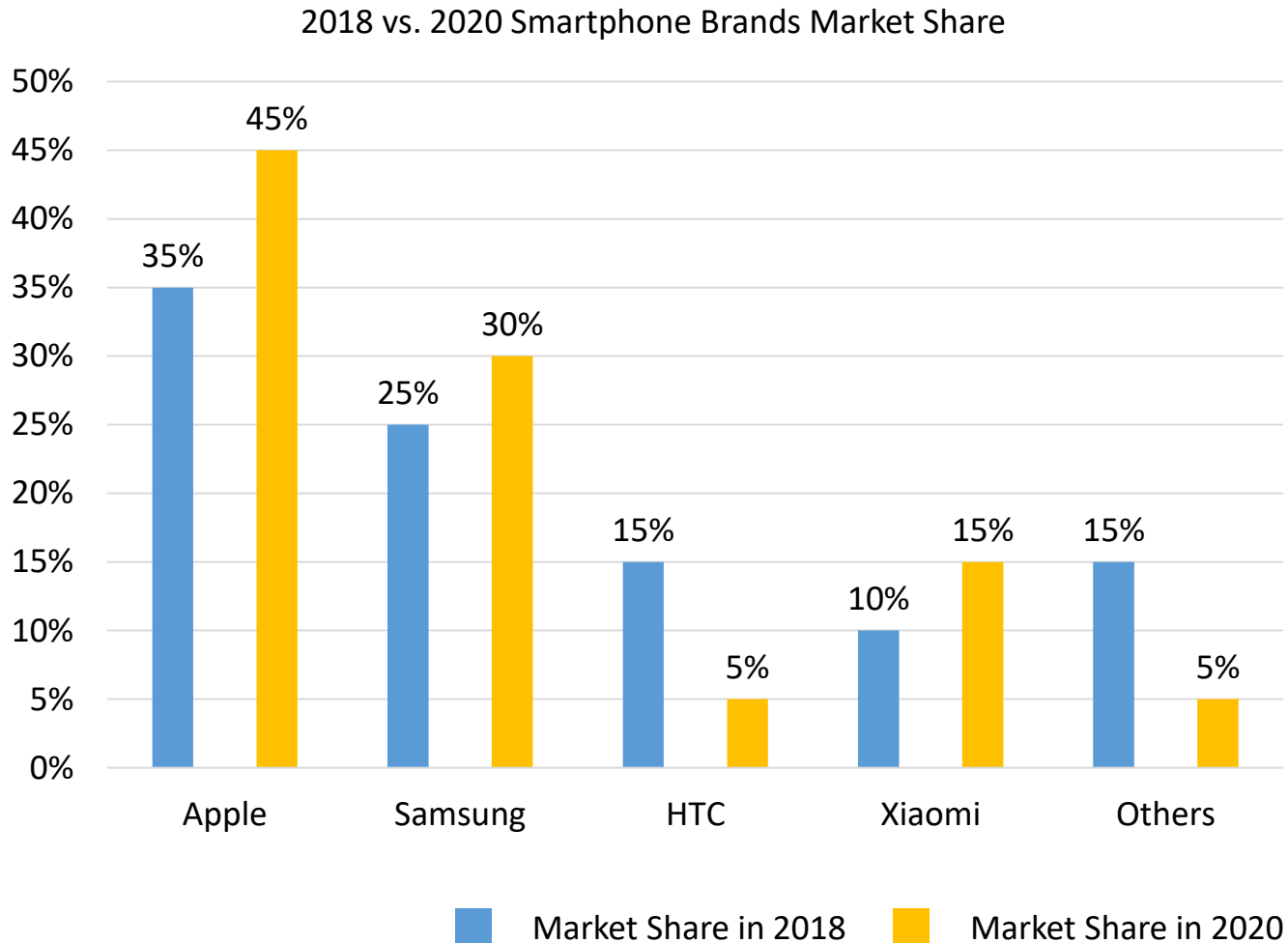
A. Put the words in their correct order to make sentences.

1. the percentage of illustrates smartphone brands The chart

2. half the smartphone market The two leading companies cover

3. accounts for in 2020 Xiaomi over 10 percent

B. Read the chart and the article that follows.



Please note: This page was designed for writing practice only. Information and statistics in the chart may not be inaccurate.

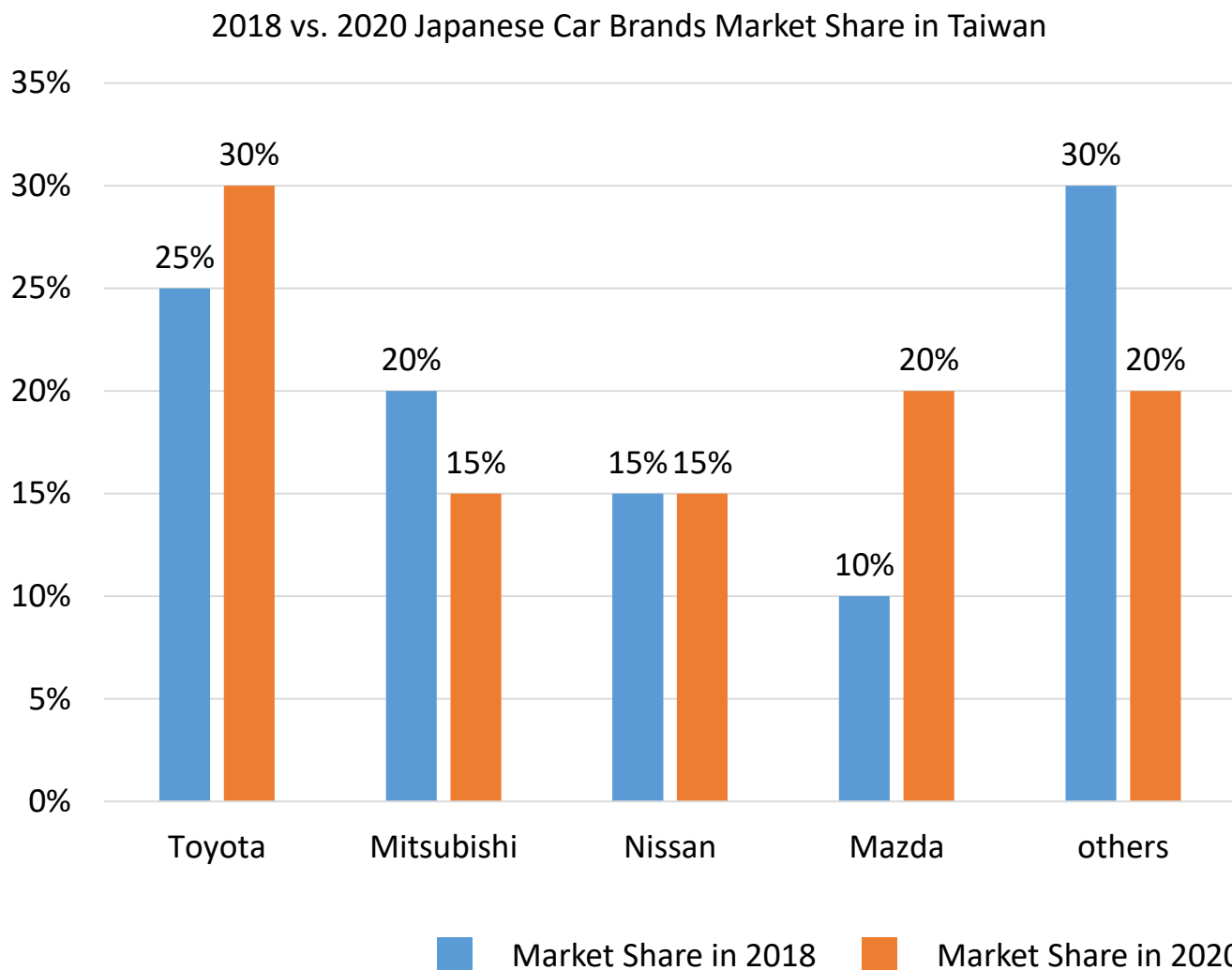
The chart illustrates the percentage of smartphone brands market share in 2018 and 2020.

Overall, the biggest two brands remain the same in 2018 and 2020: Apple takes over the leadership, while Samsung in the second position. These two leading companies cover half the smartphone market while other smartphone brands account for the rest of the percentage.

Apple's, Samsung's and Xiaomi's percentage of market share has risen in 2020 and they cover 90 percent of the whole smartphone market; on the other hand, the rest has decreased, accounting for only 10 percent in 2020. Among the rest of the brands, HTC is the one that suffers the most significant decrease in market share, decreasing from 15% in 2018 to 5% in 2020.



- C. Read the charts and try to write an article about it following the given tips.



Aptis General

B1 Speaking

1

Responding to News



Introduction

It is inevitable for you to have different responses upon hearing some news. For example, you may be happy, sad or shocked depending on what's it about. Thus, it is important to know how to express how you feel about it.

Unit Aims

- To learn to express your opinions toward the news you heard
- To learn expressions related to emotions

Skill Focus

- To learn to listen to the instruction and make a response to the question

2 Activities

A. Practice the following expressions.

1. That's wonderful.

2. Well done. Congratulations!

3. I'm really pleased for you.

4. I can't believe it.

5. That's awful.

6. I'm sorry to hear that.

7. This is embarrassing.

8. What a shame.



B. Role-play the dialogue with the teacher.



(Natalie can't wait to share her great news with her bestie, Kelly.)

Natalie: Do you remember the competition I partook in last month? You know what? I made it.

Kelly: Great news, then?

Natalie: I won the first prize!

Kelly: Oh my god. That's wonderful! Congratulations!

Natalie: Indeed! You know, it is a great encouragement for me since I have just learned photography for about six months.

Kelly: Yeah! You are probably a photography genius!

Natalie: Thank you! But that's far from the truth. Still, I feel excited about it.

Kelly: I'm really pleased for you, Natalie. All you have to do now is enjoy the pleasure that it brings to you.

(Natalie receives a text message on her smartphone.)

Natalie: WHAT! You must be joking! I can't believe they would make such a ridiculous mistake!

Kelly: What happened? You don't look so good...

Natalie: I was just told that a mistake was made – they sent me the wrong email! I didn't win the competition. Someone else did!

Kelly: Oh no, that's awful. I'm sorry to hear that.

Natalie: Oh, this is embarrassing...

- C. Read the instructions and practice expressing your feelings.
1. *Your best friend, Tommy, just received an email saying that he has gotten a full scholarship. Express your feelings to him after hearing the news.*
 2. *Your classmate, Tracy, is crying. You walk to her and ask her what happened. She tells you that her puppy died last night. Express your feelings to her after hearing the news.*

