

# Aptis for Teens A2

## Scope and Sequence

# Aptis for Teens Grammar and Vocabulary (A2)

## Scope and Sequence

Unit	Title	Aims	Vocabulary	Grammar
1	What Will Your Future Job Be	1. To learn words related to jobs 2. To practice the use of future simple tenses	shop assistant, hairdresser, doctor, teacher, police officer, office worker, lawyer, cleaner, nurse, receptionist, engineer	Future forms
2	Remember to Bring Your Keys	1. To learn vocabulary about everyday objects 2. To practice using the -ing form or infinitive after certain verbs	mobile phone, wallet, glasses, key, contact lenses, backpack, laptop, charger, helmet, earphones, credit card, ticket	Verb + -ing or verb + infinitive
3	I Was at the Hotel Last Sunday	1. To learn vocabulary about hotels 2. To use prepositions of time correctly	hotel, manager, reception, lobby, buffet, single bed, double bed, twin bed, towel, shower, pillow, key card	Preposition of time
4	I Saw My Mom Baking the Cake	1. To learn vocabulary about meals and cooking 2. To learn the use of sense verbs.	fry, steam, bake, boil, burn, roast, grill, microwave, peel, pour, slice, stir	Sense verbs

# Aptis for Teens Grammar and Vocabulary (A2)

## Scope and Sequence

Unit	Title	Aims	Vocabulary	Grammar
5	The Shell Is Bigger Than the Crab	1. To learn vocabulary about the beach 2. To learn the use of comparative and superlative adjectives	beach, surfboard, life jacket, sun cream, wave, sun hat, shell, crab, surf, sandal, swimsuit, sunglasses	Comparative and superlative adjectives
6	Every Chef Here Is Excellent	1. To learn vocabulary about the restaurant 2. To learn the use of some, any, every, and no	waiter, waitress, bill, menu, chef, meal, tip, fork, plate, knife, napkin, spoon	Some, any, every and no
7	They Have Fixed the Street Lights	1. To learn vocabulary about things around the town 2. To learn the use of present perfect	road, corner, crossing, bus stop, street lights, traffic lights, square, signpost, pavement, roundabout, traffic	present perfect
8	Carrots Are Good for Your Eyes, Aren't They?	1. To learn the different vegetables. 2. To learn the use of question Tags	cucumber, carrot, lettuce, sweetcorn, tomato, onion, pepper, cauliflower, cabbage, peas, pumpkin, potato	Question tags

# Aptis for Teens Grammar and Vocabulary (A2)

## Scope and Sequence

Unit	Title	Aims	Vocabulary	Grammar
9	I Bought the Denim Jacket although It was not My Favorite	1. To learn vocabulary about patterns and materials 2. To learn to use although, though, in spite of and despite in sentences	striped, spotted, checked, surface, plain, metal, cotton, denim, leather, wood, rough, smooth	Contrast words (although, though, in spite of, and despite)
10	A Deer was Bitten by the Sharp Teeth of a Lion	1. To learn vocabulary about animal features 2. To learn the use of passive voice	heavy, light, sleek, furry, crooked, swift, sharp, horn, wings, climb, tail, paw	Passive voice
11	Dad Made me Clean the Carpet	1. To learn vocabulary about household items 2. To learn how to use causative verbs	carpet, curtain, cushion, photo frame, fridge, washing machine, tap, sink, bookcase, cupboard, screwdriver, ladder	Causative verbs
12	If he didn't join our team, we would not win the relay race.	1. To learn the vocabulary about sports day 2. To learn the grammar of different conditionals	sprint, track, relay race, tug of war, athlete, team, contest, award, champion, captain, cheer sb. on, compete	Conditionals

# Aptis for Teens Listening (A2)

## Scope and Sequence

Unit	Title	Aims	Vocabulary	Skill Focus
1	Studying Tips	1. To listen to conversations talking about studying 2. To learn common study tips	Advise/advice, focus, tip, midterm exam, interrupt, have a break	To summarize information
2	At a Restaurant	1. To learn expressions used at a restaurant 2. To listen to conversation about ordering food	order, book, customer, waiter/waitress, cash, recommend	To listen for keywords
3	At the Train Station	1. To understand how to buy a train ticket 2. To listen to conversations about buying tickets	passenger, platform, catch a train, be far from, arrive, leave	To listen for key information
4	Free Time	1. To learn common free time activities 2. To listen conversations talking about free time activities	indoor, outdoor, puzzle, comic, cinema, signature	To listen for key information

## Aptis for Teens Listening (A2) Scope and Sequence

Unit	Title	Aims	Vocabulary	Skill Focus
5	Weather Forecast	<ol style="list-style-type: none"> <li>To learn about the weather</li> <li>To listen to the weather forecast</li> </ol>	temperature, weather forecast, thunderstorm, rise, fall, degree	To listen for key information
6	Shopping for Clothes	<ol style="list-style-type: none"> <li>To learn about shopping expression</li> <li>To listen to conversations at a clothes shop</li> </ol>	receipt, medium, brand, fit, discount, Have you got..?	To listen for key information
7	City Tour	<ol style="list-style-type: none"> <li>To talk about city tours</li> <li>To listen to a tour guide introducing a tour</li> </ol>	tour, palace, celebrity, highlight, head for, set out	To listen for details
8	Work	<ol style="list-style-type: none"> <li>To learn about jobs</li> <li>To listen to people talking about jobs</li> </ol>	duty, living, work for, work as, product, make friends with	To listen for key information

# Aptis for Teens Listening (A2)

## Scope and Sequence

Unit	Title	Aims	Vocabulary	Skill Focus
9	Scary Things	<ol style="list-style-type: none"><li>1. To listen to conversations talking about fear</li><li>2. To learn to describe your fear</li></ol>	needle, drown, insect, frightened, tremble, reaction	To listen for key information
10	Types of Travel	<ol style="list-style-type: none"><li>1. To listen to different travel styles</li><li>2. To learn things to do while traveling</li></ol>	selfie, cuisine, souvenir, strike up, roam, rush	To listen for details
11	Pets	<ol style="list-style-type: none"><li>1. To listen to pet care tips</li><li>2. To learn the ownership of pets</li></ol>	companion, vet, treat, keep a pet, owner, cage	To listen for key information
12	Public Speaking	<ol style="list-style-type: none"><li>1. To listen to good public speaking qualities</li><li>2. To learn ways of improving public speaking skills</li></ol>	sweat, firmly, record, rate, gesture, silence	To listen for details

# Aptis for Teens Reading (A2)

## Scope and Sequence

Unit	Title	Aims	Vocabulary	Skill Focus
1	School Trip	<ol style="list-style-type: none"><li>1. To read passages describing school trips</li><li>2. To practice putting sentences into logical order</li></ol>	wild, environment, collect, science, wonderful, a lot of fun	To put sentences in their correct order to form a complete text
2	A Recipe	<ol style="list-style-type: none"><li>1. To read recipes and cooking methods</li><li>2. To answer questions about cooking</li></ol>	recipe, method, heat, add, boil, mix	To choose words to complete sentences
3	Cities	<ol style="list-style-type: none"><li>1. To read introductions of different cities</li><li>2. To practice reading for key information</li></ol>	popular, attraction, visitor, adult, be famous for, view	To read for key information
4	Future Jobs	<ol style="list-style-type: none"><li>1. To learn and talk about jobs</li><li>2. To read opinions about future jobs</li></ol>	deliver, confident, especially, serve, in fact, salary	To understand different people's opinions



## Aptis for Teens Reading (A2) Scope and Sequence

Unit	Title	Aims	Vocabulary	Skill Focus
5	The noticeboard	1. To read different notices on the noticeboard 2. To complete notices	noticeboard, local, babysitter, weekly, congratulations, look after	To choose words to complete sentences
6	A Good Friend	1. To read passages talking about friends 2. To read different opinions about friends	cheer up, respect, advice, honest, mean, make fun of	To understand different people's opinions.
7	My Town	1. To read passages about towns 2. To complete a passage about a town	be located at/on/in, seaside, lovely, south-east, coast, historic	To match headings to paragraphs
8	Finding a Job	1. To read different job adverts 2. To complete a passage about jobs	part-time, advert, staff, interview, lifeguard, CV	To put the sentences in their proper order to make a text

## Aptis for Teens Reading (A2) Scope and Sequence

Unit	Title	Aims	Vocabulary	Skill Focus
9	A Good Listener	1. To read qualities of a good listener 2. To read topic related passages and check comprehension	upset, comfort, emotion, nod, patient, support	To choose correct words to complete sentences
10	Taking Pictures	1. To read stories about the photos 2. To read steps of taking good photos	memory, album,, childhood, graduation, blurry, capture	To reorder sentences to make a text
11	Online Friendship	1. To read people's online profiles 2. To read comments about online friendship	interact, distance, profile, disappear, reach out to, in depth	To read different people's opinions
12	A Morning Person	1. To learn characteristics of a morning person and a night person 2. To read a passage about two types of person	lie, creative, stay up, active, ideal, errand	To match headings to paragraphs

# Aptis for Teens Writing (A2)

## Scope and Sequence

Unit	Title	Aims	Vocabulary	Skill Focus
1	The School Fair	<ol style="list-style-type: none"><li>1. To learn how to talk about school fairs</li><li>2. To practice writing paragraphs about school fairs</li></ol>	fair, take place, talent, stage, have fun, for sure	To write a short paragraph
2	An Invitation	<ol style="list-style-type: none"><li>1. To read invitation e-mails</li><li>2. To practice writing an invitation</li></ol>	invitation, speaker, go hiking, concert, why not, trust	To write an e-mail
3	A Postcard	<ol style="list-style-type: none"><li>1. To read postcards from different cities</li><li>2. To practice writing a postcard to improve writing skills</li></ol>	postcard, address, terrific, temple, go sunbathing, excited	To write a postcard
4	Favorite Places	<ol style="list-style-type: none"><li>1. To learn some names of places</li><li>2. To talk about your favorite places</li></ol>	village, forest, area, surround, sand, be in a good/bad mood	To express your opinions

## Aptis for Teens Writing (A2) Scope and Sequence

Unit	Title	Aims	Vocabulary	Skill Focus
5	A social network site	<ol style="list-style-type: none"> <li>To read posts on a social network site</li> <li>To leave comments on a social network site</li> </ol>	social network site, comment, post, can't wait, blog, recently	To answer questions about yourself
6	Shopping	<ol style="list-style-type: none"> <li>To talk about shopping</li> <li>To respond to questions about shopping</li> </ol>	style, item, regret, return, flea market, online shop	To give response to other's messages
7	Travelling Abroad	<ol style="list-style-type: none"> <li>To learn how to write an e-mail</li> <li>To write an e-mail to invite someone to your city or town.</li> </ol>	flight, city center, be close to, possible, admire, suggest	To write an email to a friend
8	Summer Jobs	<ol style="list-style-type: none"> <li>To read an advert and email about summer jobs</li> <li>To write an email to apply for a summer job</li> </ol>	university, course, instructor, photography, summer camp, experience	To write an email for a summer job

## Aptis for Teens Writing (A2) Scope and Sequence

Unit	Title	Aims	Vocabulary	Skill Focus
9	Arguments	<ol style="list-style-type: none"> <li>To read people's experiences about argument</li> <li>To learn to deal with a fight</li> </ol>	argue, mean, apologize, forgive, hurt, normal	To write a short paragraph
10	Be Grateful	<ol style="list-style-type: none"> <li>To read thank-you notes</li> <li>To learn different ways of saying thank you and reply</li> </ol>	grateful, owe, express, receive, enough, bottom	To write a thank-you note
11	Stay Focused	<ol style="list-style-type: none"> <li>To read tips for concentration</li> <li>To offer suggestions for being focused</li> </ol>	period, breath, take notes, pay attention, goal, mute	To give response to other's messages
12	Student Uniforms	<ol style="list-style-type: none"> <li>To read people's opinions on school uniform policy</li> <li>To learn vocabulary about uniform</li> </ol>	formal, uniform, trousers, blazer, symbol, improve	To give short paragraphs to respond to others' comments

# Aptis for Teens Speaking (A2)

## Scope and Sequence

Unit	Title	Aims	Vocabulary	Skill Focus
1	School Clubs	1. To learn some common school clubs 2. To learn how to answer questions about school clubs	Skill, public, develop, enjoyable, several, be into to something	To answer simple questions about yourself
2	Meals of the Day	1. To answer questions about meals 2. To describe a dining scene	meal, eat out, prefer A to B, feel like, however, talk about	To describe pictures and answer related questions
3	On Holiday	1. To learn and discuss holiday activities 2. To describe a holiday scene	scenery, souvenir, culture, explore, instead of, relax	To describe and compare pictures and answer related questions
4	About Clothes	1. To talk about clothes 2. To describe the connection between clothes and places	uniform, suit, down jacket, blouse, have a look at, go ahead	To describe and compare pictures and answer related questions

# Aptis for Teens Speaking (A2)

## Scope and Sequence

Unit	Title	Aims	Vocabulary	Skill Focus
5	Favorite Sport	<ol style="list-style-type: none"><li>1. To talk about sports</li><li>2. To describe a picture about sport</li></ol>	gentle, strange, safe, dangerous, track and field, rest	To describe pictures and answer related questions
6	At the Supermarket	<ol style="list-style-type: none"><li>1. To learn expressions that you can use when shopping in a supermarket</li><li>2. To describe a supermarket scene</li></ol>	aisle, gram, plastic bag, shopping bag, change, checkout	To describe pictures and answer related questions
7	A Perfect Trip	<ol style="list-style-type: none"><li>1. To talk about how to prepare for a trip</li><li>2. To give a presentation about travel</li></ol>	pack, pick, climate, research, form a schedule, make sure	Poster presentation
8	Part-time Jobs	<ol style="list-style-type: none"><li>1. To talk about part-time jobs</li><li>2. To describe pictures of different jobs</li></ol>	college, earn, cashier, handle, serve, enable	To describe and compare pictures and answer related questions

# Aptis for Teens Speaking (A2)

## Scope and Sequence

Unit	Title	Aims	Vocabulary	Skill Focus
9	At the Cinema	<ol style="list-style-type: none"><li>1. To talk about behaviors in a cinema</li><li>2. To describe pictures about watching films</li></ol>	trailer, queue up, auditorium, spoil, script, cast	To answer questions about your experiences
10	Job Interviews	<ol style="list-style-type: none"><li>1. To learn interview tips</li><li>2. To answer common interview questions</li></ol>	strength, weakness, quality, overcome, casual, represent	To describe a picture
11	Be in Nature	<ol style="list-style-type: none"><li>1. To describe nature views</li><li>2. To talk about nature activities</li></ol>	river, grass, amazing, flow, weird, backyard	To compare pictures and answer related questions
12	Dreams	<ol style="list-style-type: none"><li>1. To describe dreams</li><li>2. To tell your feelings about dreams</li></ol>	nightmare, threat, warn, brain, chase, predict	To present a poster



# 1

## What Will Your Future Job Be



### Introduction

In this lesson, we will learn the names of various jobs and how to form the structure of future tense.

### Unit Aims

- To learn words related to jobs
- To practice the use of future simple tenses

## 1 Focus on Vocabulary

**A. Vocabulary:** Read aloud the vocabulary and example sentences.



**doctor** (n.)

A **doctor** treats people who are ill or injured.



**nurse** (n.)

A **nurse** cares for people who are ill or injured, especially in a hospital



**police officer** (n.)

A **police officer** works to stop crime and maintain public order and safety.



**teacher** (n.)

A **teacher** helps students learn new things.

## 2 Vocabulary Task

**A. Picture Matching:** Write the correct word in the box below the picture.

- a. hairdresser    b. receptionist    c. office worker    d. police officer  
e. engineer    f. lawyer    g. shop assistant    h. cleaner



(1)

(2)

(3)

(4)



(5)

(6)

(7)

(8)


### 3 Focus on Grammar

#### A. Future Simple Tense

##### a. Definition



**Future simple tense** expresses actions that have not happened yet, or that will happen at a later time.



- Read aloud the examples:
  - (1) It **will** rain tomorrow.
  - (2) My parents **won't** buy the latest smartphone for me.
  - (3) **Will** Jennie be at home tonight?
  - (4) We're **going to** watch the movie later.
  - (5) **Are** you **going to** read this book for me?
  - (6) I'm **leaving**. Hope to see you again!

## 4 Grammar Task

**A. Multiple Choice:** Choose the correct tense to complete the sentences.

(1) \_\_\_\_\_ you fix the problem later?

a. Did

b. Will

(2) Our department store \_\_\_\_\_ an anniversary sale last month.

a. will have

b. had

(3) Kelly \_\_\_\_\_ outside because she broke her legs.

a. doesn't go

b. won't go

(4) Joshua \_\_\_\_\_ from college last year but he still doesn't have a job.

a. graduated

b. is going to graduate

(5) I drank a lot of coffee. I think I \_\_\_\_\_ have a hard time sleeping.

a. am going to

b. had

# 1

## Studying Tips



### Introduction

Learning takes time and effort. There's no doubt that effective studying habits are important to a learner. In this lesson, we will listen to some conversations talking about studying tips.

### Unit Aims

- To listen to conversations talking about studying
- To learn common study tips

### Skill Focus

- To summarize information

## 2 Activities

### Activity 1 Studying Tips

A. Read aloud the studying tips below.

(1) Take good notes during the class.

(2) Give yourself enough break time while studying.

(3) Join a studying group.

(4) Don't let anything interrupt your studying time.

B. Discussion

- (1) Do you think you are good at studying?
- (2) What are other studying tips that you know of?



## Activity 2 Reordering

A. Listen to the audio.

 *Fred is giving Rachel some studying tips.*

B. Put the studying tips in the order that you hear them.

(1) \_\_\_\_\_ Have a break.

(2) \_\_\_\_\_ Give yourself enough time to study.

(3) \_\_\_\_\_ Keep cellphone away from you.

(4) \_\_\_\_\_ Take good notes.





### Activity 3 Listening Comprehension

A. Listen to the conversation.



*Bruce and Gale are talking about studies.*

B. Answer the questions below.

(1) What is Bruce worried about?

- a. writing a note about History
- b. the upcoming History exam
- c. the way to get good grades

(2) Which note-taking tip is given to Gale?

- a. Copy every single word on the textbook.
- b. There's no need to write; just draw pictures on the note.
- c. Write down keywords about a historical event.

# 1

## Field Trip



### Introduction

A field trip gives students a chance to study something away from the classroom. In this lesson, we will learn some common locations for a field trip while doing some exercises related to the topic.

### Unit Aims

- To read passages describing field trips
- To practice putting sentences into logical order

### Skill Focus

- To put sentences in their correct order to form a complete text

## 2 Activities

### Activity 1 Field Trip Sites

A. Take a look at the popular sites for field trip below.

a. fire station

b. science museum

c. zoo

d. art museum

e. aquarium

f. national park

B. Match the following description with the places listed above.

\_\_\_\_\_ (1) A place where you can go and look at wild animals

\_\_\_\_\_ (2) A place where fish and underwater animals are kept.

\_\_\_\_\_ (3) A place that show the history and development of science and technology.



\_\_\_\_\_ (4) A place where firefighters work and stay.

\_\_\_\_\_ (5) A place where collections of paintings, drawings, photographs, and so on, are stored and exhibited.

\_\_\_\_\_ (6) A place which is protected by the government because of the plants and/or animals that give natural beauty to the location.

**Activity 2 My Field Trip**

A. Take a look at the worksheet below.

<h2 style="text-align: center;">My Field Trip</h2>	
 ... 	
Name: <u>Madison</u>	Date: <u>10/12/2021</u>
The destination: <u>West Zoo</u>	What you did there: <u>I saw many wild animals and did some fun activities.</u>
What you learned from the trip: <u>I learned all animals have different eating habits and living environments. I also understood better the importance of taking care of them.</u>	
Your favorite part of the trip: <u>My favorite part is feeding the giraffes myself! I was afraid at the beginning, but I found it was actually a lot of fun.</u>	

**B.** Answer the questions in complete sentences.

(1) Where did Madison visit for the field trip?

---

(2) What did Madison do and learn there?

---

(3) What was Madison's favorite part of the trip?

---



# 1 The School Fair



## Introduction

In a school fair or carnival, we can play various games, eat snacks or maybe watch a talent show. In this lesson, we will talk about school fairs and practice writing paragraphs about the topic.

## Unit Aims

- To learn how to talk about school fairs
- To practice writing paragraphs about school fairs

## Skill Focus

- To write a short paragraph

## 2 Activities

### Activity 1 School Fair Poster

A. Read the school fair poster below.



**B.** Answer the questions based on the information in the poster.

(1) When will the summer fair take place?

\_\_\_\_\_

(2) What can you do in the fair?

a. \_\_\_\_\_

b. \_\_\_\_\_

c. \_\_\_\_\_





**Activity 3 Complete a Short Paragraph**

**A.** Fill in the form with a short paragraph. Use 20-30 words.



**Talk about what can you do at a school fair.**

*At a school fair, we can.....*

---

---

---

# 1

## School Clubs



### Introduction

In general, being part of a school club helps to develop your social skills. In this lesson, we will talk about what you enjoy doing in school and discuss things about school clubs.

### Unit Aims

- To learn some common school clubs
- To learn how to answer questions about school clubs

### Skill Focus

- To answer simple questions about yourself

## 2 Activities

### Activity 1 School Clubs

A. Read aloud the school club names.

a. Drama Club

b. Cooking Club

c. Debate Club

d. Basketball Club

e. Music Club

f. Book Club

B. Fill in the blanks with the school clubs above.

- (1) At \_\_\_\_\_, students practice acting skills and designing the stage.
- (2) At \_\_\_\_\_, students learn how to cook healthy and enjoyable meals.
- (3) At \_\_\_\_\_, students learn how to play several instruments.
- (4) At \_\_\_\_\_, students read and discuss books based on a topic.
- (5) At \_\_\_\_\_, students practice skills for this sport.
- (6) At \_\_\_\_\_, students develop their public speaking skills.

### Activity 3 Simple Questions

- A. Below are some simple questions of the same topic. You have 30 seconds to answer each.

**Tip:**

- Extend your answers by adding reasons or examples.
- Give more details, such as time, places or further description.

(1) Which school club are you currently in?

---

(2) What do you do in your club?

---

(3) What other school clubs are you interested in?

---

